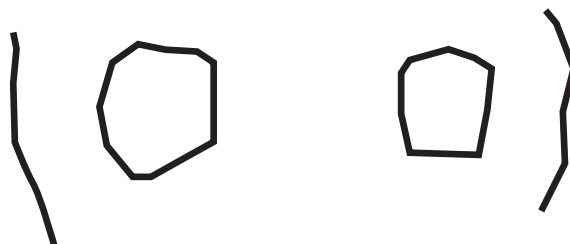


Plany do nauki orientacji przestrzennej nr 3

Ustawiamy krzesła



Alina Talukder

s.Elżbieta Więckowska fsk



Legenda - objaśnienie znaków

Skala 1:40

0  40 cm



stół



krzesło



Zwroty

Plan 1



A



B



C



D



Dwa krzesła

Plan 1



Plan 2



Plan 3



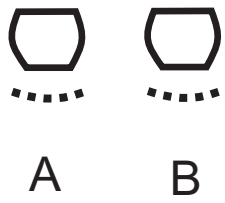
Plan 4



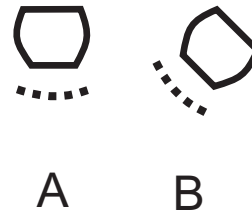


Pół zwrotu

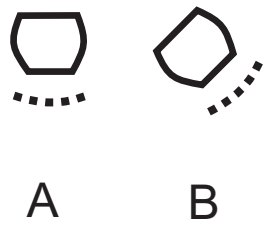
Plan 1



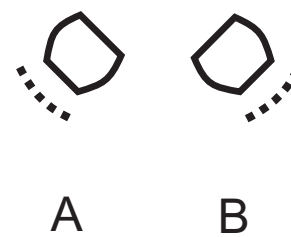
Plan 2



Plan 3



Plan 4





Szereg i rząd

Plan 1



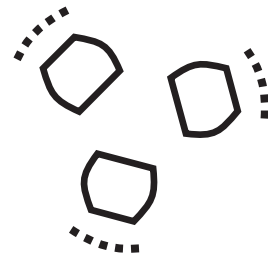
Plan 2



Plan 3



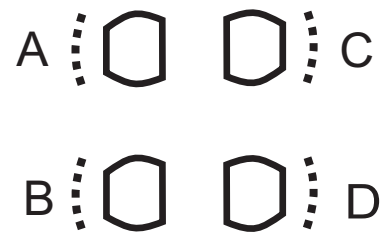
Plan 4



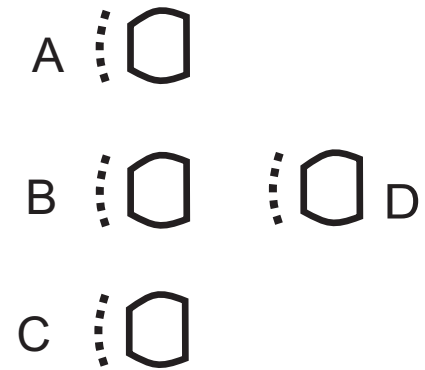


Naprzeciwko

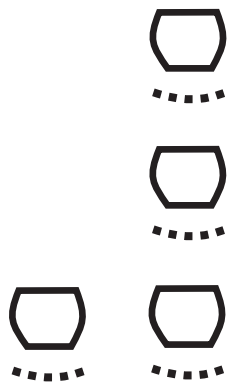
Plan 1



Plan 2



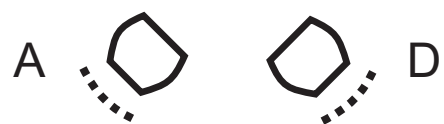
Plan 3



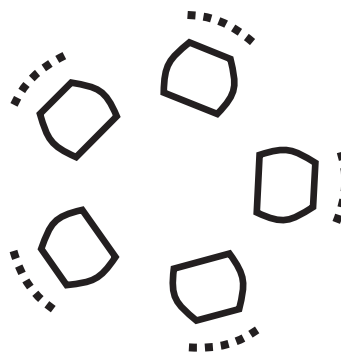


Na przemian

Plan 1



Plan 2



Plan 3



A B C D E

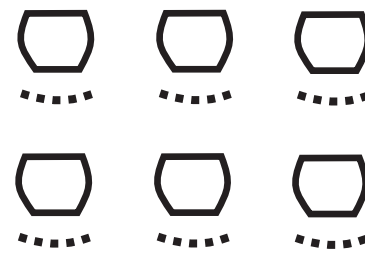


Para

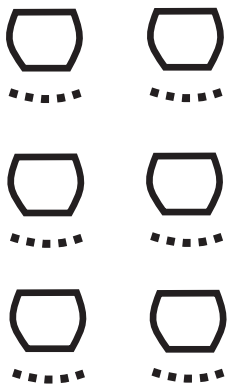
Plan 1



Plan 2



Plan 3





Krzesło i stół

Plan 1



Plan 2



Plan 3



Plan 4



Dwa krzesła przy stole

Plan 1



Plan 2



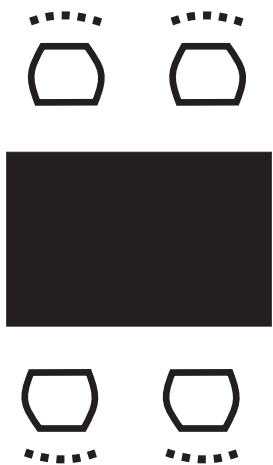
Plan 3



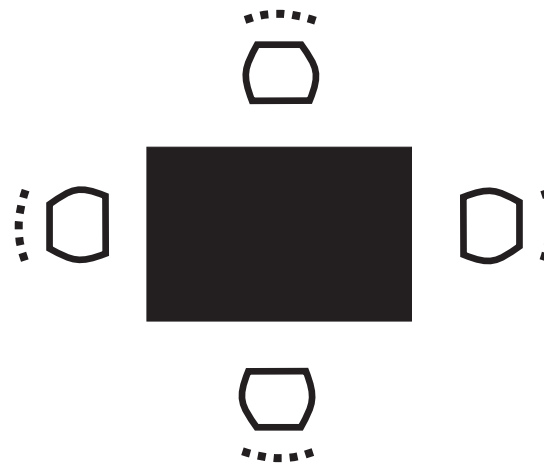


Pary przy stole

Plan 1



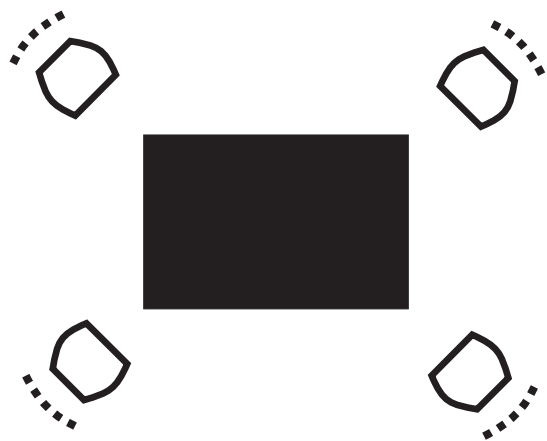
Plan 2



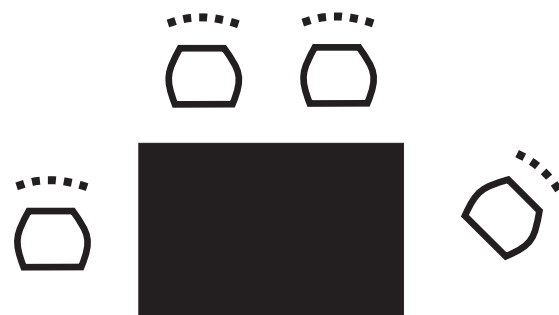


Oglądanie telewizji

Plan 1



Plan 2





Dosunięte krzesło

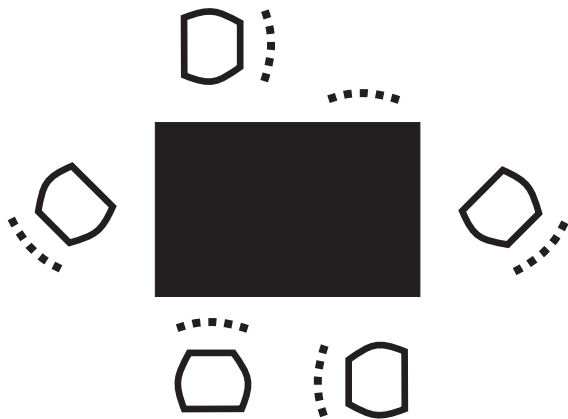
Plan 1



Plan 2



Plan 3



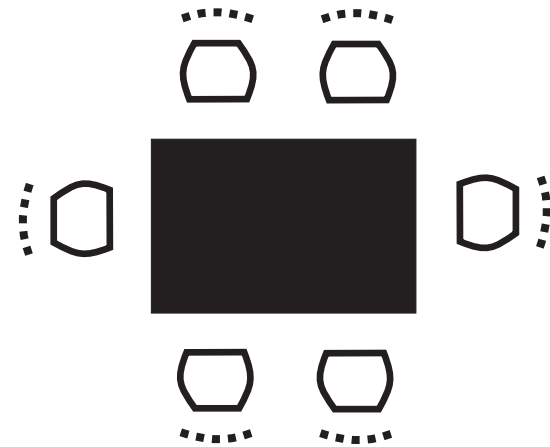


Porządek w pokoju

Plan 1



Plan 2





W teatrze

Plan 1

